
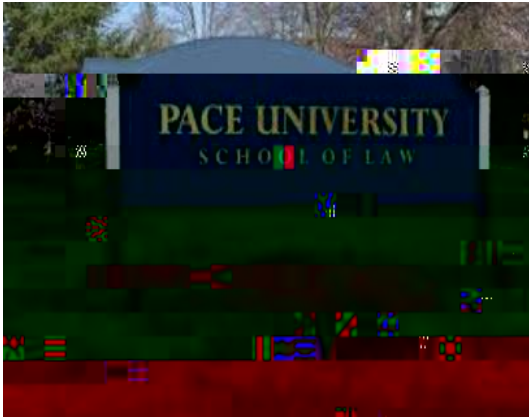


2025 SPRING SEMESTER

Elisabeth Haub School of Law




Guidelines to Boarding Pace University Shuttle Bus



- Must Present PACE ID**
- Sign-in on Driver's Passenger Log Sheet**
- NO Food or Drinking in the Bus**
- NO SMOKING/VAPING OF ANY KIND IN THE BUS**
- Discussions must be kept respectful in the Bus**

White Plains Train Station



Metro North Railroad and Bus Schedules

<https://new.mta.info/schedules/metro-north-railroad>

<https://new.mta.info/schedules>

Bee Line Bus Information

<https://transportation.westchestergov.com/bee-line/timetables-and-maps>

<https://new.mta.info/schedules>

2025 SPRING SEMESTER î Monday, January 13th

Stop & Shop Super Market Center 154 Westchester Avenue, White Plains

CLASS HOURS

Monday Classes End at 9:00 p.m.	Tuesday Classes End at 9:30 p.m.	Wednesday Classes End at 9:00 p.m.	Thursday Classes End at 9:30 p.m.	Friday Classes End at 6:00 p.m.	Saturday Classes 9:00 a.m. to 1:00 p.m.
------------------------------------	-------------------------------------	---------------------------------------	--------------------------------------	------------------------------------	--------------------------------------------

SHUTTLE SERVICES HOIURS

Shuttle Service Hours	Shuttle Service Hours	Shuttle Service Hours	Shuttle Service Hours	Shuttle Service Hours	Shuttle Service Hours
7:30 a.m. î 9:30 a.m.	7:30 a.m. î 10:00 p.m.	7:30 a.m. î 9:30 p.m.	7:30 a.m. î 10:00 p.m.	7:30 a.m. î 6:00 p.m.	8:00 a.m. î 1:30 p.m.

PEAK SHUTTLE SERVICE HOURS

MORNING PEAK SERVICE: 7:30 a.m. to 10:53 a.m.	AFTERNOON PEAK SERVICE: 3:00 p.m. î 6:02 p.m.
--------------------------------------------------	--------------------------------------------------

